




## Instructions For Taking a Password Gisma Entrance Test

The Password Gisma Entrance tests are taken “at home” and are remotely invigilated (proctored) over the Internet.

The Password Gisma Entrance test comprises three modules which are specifically designed to assess academic English, Cognitive thinking and Maths requirements set by Gisma University of Applied Sciences.

<p><b>Knowledge</b></p> 	<p><b>45 mins</b> This test module is a sophisticated test of grammar, vocabulary and reading. It consists of 60 questions across 5 sections. It is aligned to the CEFR (A2 to C1).</p>
<p><b>Writing</b></p> 	<p><b>45 mins</b> This test module offers a choice of two “open ended” questions, one of which is chosen as the subject of an essay that has to be written in <b>300 words</b> or more. <b>State pertinent arguments supported by relevant ideas and examples. Organize the ideas and information presented and the relationships among them. Make sure to follow a logical sequence and use connecting words or phrases.</b></p>
<p><b>Maths</b></p> 	<p><b>45 mins</b> This test module consists of 16 maths questions</p>

### PCs And Internet Requirements

Most reasonably modern PCs meet the requirements to run Password tests:

- Microsoft Windows 8 or 10, or macOS 10.15 Catalina or above, operating system
- Stable Internet connection with a minimum bandwidth of 200kbps, or if being remotely invigilated over the Internet, 1Mbps
- On a Windows PC Chrome (version 53 or above) or Firefox (version 42 or above) or Edge (version 79 or above) web browser, or on a Mac Chrome (version 74 or above)

### Preparation

Before taking a Password Gisma Entrance test you must check a few things:

- The test must be run on a Windows PC or laptop using Chrome, Firefox or Edge, or on a Mac using Chrome (not Safari), it will not work properly on an iPad, tablet or mobile phone
- Check the Internet connection, a stable Internet connection with a minimum bandwidth of 200kbps, or if being remotely invigilated over the Internet 1Mbps, is needed to run the test successfully
- To check the Internet bandwidth, please use this link to [fast.com](https://fast.com), this only takes one click and a few seconds, and must be done in advance of running the test

## □ Taking The Password Gisma Entrance Test

No other PCs, laptops or phones in your home can be using the Internet whilst you are taking the test as this will take bandwidth which you will need for your test. Take the test in a quiet place where you will not be disturbed.

To take a Password Gisma Entrance test, your invigilator will guide you through the following steps:

- Close all browsers, programmes and other software running on the PC
- Start Chrome, Firefox\* or Edge\* (\* Windows PC only) and navigate to the Password login page [passwordplatform.englishlanguagetesting.co.uk](https://passwordplatform.englishlanguagetesting.co.uk)
- Set the browser window to fill the entire screen; on a Windows PC press the F11 function key, on a Mac click on the "View" tab and ensure that "Always Show Toolbar in Full Screen" is not ticked then click on the green button
- Enter the login and password your invigilator gives you and click on "login"
- Make sure you click "finish" to save all your answers and complete the test
- On a Windows PC press the F11 function key to return the browser to its usual appearance, on a Mac click on the "View" tab and tick "Always Show Toolbar in Full Screen"

## Password Gisma Entrance Test Results

You need to contact the supplier of your Password GISMA Entrance test login(s) for results and certificates. The Password Team cannot give them to you.






























## Difficulties When Running Password Tests

The commonest difficulties are caused by:




















- Leaving insufficient time to set up and test PCs in advance of (trying to) run Password test(s)
- Failing to follow the instructions in this document
- Failing to contact the Password Team for help if this is needed
- Using an unsupported operating system; Windows 8 or 10, or macOS 10.15 Catalina or above, is needed
- Using an unsupported browser; Chrome, Firefox\* or Edge\* is needed (\* Windows PC only)
- Having an intermittent Internet connection or insufficient bandwidth
- Not closing all browsers, programmes and software running on the PC before starting the test
- Having other programs running that generate "pop ups" or messages while the test is being taken
- Use of operating system software that is not up to date, usually because "automatic updates" is not working
- Using a PC that has some form of "virus" infection, in particular those causing the browser to redirect

If you experience any problems or have any questions email the Password Team at [support@englishlanguagetesting.co.uk](mailto:support@englishlanguagetesting.co.uk).

## Windows PC:

<p><b>Step 1.</b> Check you have the correct device to take the test: If you do not have a Windows laptop or computer <b>STOP</b> and <b>tell your invigilator</b>.</p>	  	  	 
<p><b>Step 2.</b> Check your Internet Speed: <a href="https://fast.com/">https://fast.com/</a> More than 1 Mbps</p>	 <b>35</b> Mbps 	 <b>1.5</b> Mbps 	 <b>0.5</b> Mbps 
<p><b>Step 3.</b> Check you are the <b>only internet user</b> in your home: Switch off other internet enabled programmes and devices while you take your test.</p>	  	  	  
<p><b>Step 4.</b> Check you are using the correct internet browser</p>	  Chrome or Mozilla Firefox	  Microsoft Edge	  Internet Explorer or 360

## Mac PC

<p><b>Step 1.</b> Check you have the correct device to take the test: If you do not have a Mac OS laptop or computer <b>STOP</b> and <b>tell your invigilator</b>.</p>	  	 	 
<p><b>Step 2.</b> Check your Internet Speed: <a href="https://fast.com/">https://fast.com/</a> More than 1 Mbps</p>	 <b>35</b> Mbps 	 <b>1.5</b> Mbps 	 <b>0.5</b> Mbps 
<p><b>Step 3.</b> Check you are the <b>only internet user</b> in your home: Switch off other internet enabled programmes and devices while you take your test.</p>	  	  	  
<p><b>Step 4.</b> Check you are using the correct internet browser</p>	  Chrome	  Safari	  Firefox